



Ohio Invasive Plants Council

Newsletter • Summer 2023



PRESIDENT'S CORNER

There are still plenty of summer days left to do some work removing invasives! The May-June drought may have slowed some invasives down, but now they are growing

with a vengeance after the summer rains. Poison hemlock is very prolific this year growing along many roadsides and in other linear corridors. This time of year can be busy controlling cattails, purple loosestrife, Japanese stiltgrass, Dame's rocket, reed canary grass, and now is a good time to start control efforts on woody invasives.

We are excited to have 3 workshops planned in 2023 with new partners. We are also planning our 2023 OIPC Research Conference which will be held on October 27th in Columbus at the OSU Nationwide & Ohio Farm Bureau 4-H Center. We are looking for sponsors for this conference. Sponsorship is a great way to show your support for the work of OIPC helping us continue with invasive plant education across Ohio.

Be sure to join our listserv with Google Groups, oipc@googlegroups.com. This is a way for all people interested in invasive plants to share information, announce upcoming events, ask questions, and share success stories!

If you are looking for opportunities to help control invasive plants in natural areas, one way is to participate in the Ohio Natural Areas & Preserves Association's Stewardship Projects. See the ONAPA website at www.onapa.org for information on 2023 summer projects. Projects are scheduled on Tuesdays and Thursdays, in general, and involve control of woody and herbaceous invasive plants at natural areas all over the state. Many local metro

parks and park districts, state and federal agencies around the state also have opportunities for volunteers to help control invasive plants. Each of us can help to address invasive plant challenges on a local level.

Help spread the word about invasive plants and visit our website at www.oipc.info frequently! We add some new materials to the website, including an invasive plant focus, or potentially invasive plant, every few months. We will be adding more information about alternatives very soon so watch for this new page. If you need a plant identified or are looking for more information on invasive plants, just contact us through our website and we will respond as soon as possible. If you would like to recommend a plant to be assessed for invasiveness by the OIPC Assessment Team, let us know and we can add it to the list for evaluation. Finally, if you would like to contribute an article to our newsletter about invasive plants or an appropriate restoration project, let us know as we are always looking for new material.

-Jennifer L. Windus, OIPC President

OIPC Workshop and OIPC Research Conference!

- **September 12th** – Workshop at Cedar Bog Nature Center, Urbana
 - **October 1st** – Deadline for OIPC Research Conference poster submissions
 - **October 27st** – OIPC Research Conference, Columbus
- See details within this newsletter and online www.oipc.info

2023 OIPC Research Conference, Oct 27th!

OIPC is pleased to announce our Research Conference entitled "***Invasive Plants and Global Change – Addressing the Challenges of Tomorrow***", which will take place October 27, 2023 at Nationwide and Ohio Farm Bureau 4-H Center, 2201 Fred Taylor Dr, Columbus, OH 43210.



This conference aims to share research on the impacts of global change on plant invasions, as well as new research on invasive plant science and management. We will have the pleasure to hear from keynote speaker, Dr. Lew Ziska, Associate Professor in the Environmental Health Sciences at the Mailman School of Public Health at Columbia University, and an expert on global change and invasive plants. Other speakers include, Deah Lieurance from Penn State, Evelyn Beaury of Princeton University, and Samantha Tank from the Great Lakes Phragmites Cooperative.

We will hear rapid updates from managers about ongoing projects in Ohio, and foster interaction among land managers, scientists, the green industry, and the public concerning the ecology and management of invasive plants. The conference also includes poster presentations by researchers, land managers, and horticulturalists from both the public and private sectors.

Registration for the conference will be posted to the OIPC website within the next couple of weeks. Registration fee includes lunch.

Become a Conference Partner!

OIPC is seeking conference sponsors for the upcoming Research Conference on October 27th. More than 250 people, including land managers, researchers, and growers, are anticipated to attend this conference.


- \$100 - listed as sponsor on the program and name or logo included on the 'conference' slide projected before and between talks. Receive one complimentary registration.

- \$250 level - Receive either half of a display table, **or** be listed as co-sponsor of a coffee break. Listed as sponsor on the program and name or logo included on the 'conference' slide projected before and between talks. Receive two complimentary registrations.

- \$500 – Receive either a full display table, **or** be listed as a co-sponsor of lunch. Listed as sponsor on the program and name or logo included on the 'conference' slide projected before and between the talks. Receive three complimentary registrations.

Please contact Jennifer Windus, OIPC President (jlwindus@embarqmail.com), for more information about sponsorship.

OIPC Call for Poster Presentations!



For the upcoming Research Conference, poster presentations pertaining to all aspects of invasive plants are requested from researchers, land managers, horticulturalists, and students, from both the public and private sectors.

- Poster title and abstract due: October 1, 2023
- Notification of acceptance: October 9, 2023
- Conference: October 27, 2023

Poster space is limited, so early submission is encouraged!

Abstract preparation: An abstract of 350 words or less and single-spaced must be submitted in Times

New Roman 12-point font. The abstract should not include figures, tables, or references. Include the contact author's name, affiliation, address, phone number, and email. In the author list, give the first and last name of each author, and their affiliation if different from that of the first author.

The abstract should follow this basic outline:

- Describe the problem
- State objectives
- Explain methodology
- Present results
- Discuss implications for invasive plant species management

Abstract submission: Submit abstract as a word document or PDF email attachment to Emily Rauschert at e.rauschert@csuohio.edu. In the subject line and in naming the document, please use the words "OIPC Abstract" followed by your last name, i.e. OIPC Abstract Jones.

New in the Neighborhood: Chocolate Vine (*Akebia quinata*)

In the last couple of years, have you noticed a puzzling woody vine with five leaflets that looks like a hybrid between Virginia creeper and honeysuckle vines growing in forest edges? Similar to honeysuckle, its leaves are oval without teeth. Like Virginia creeper, leaflets are palmate--radiating out from one point like your palm and fingers.



The smooth, toothless five leaflets of chocolate vine radiate from a central point. Photo by Leslie J. Mehrhoff, University of Connecticut, Bugwood.org.

I'd like to introduce you to a new invasive in Ohio: Chocolate vine (*Akebia quinata*), a native of Japan, China and Korea. In the mid-19th century, the medicinal plant was imported to England and the eastern US by horticulturalists. Since that time, the species has escaped into natural habitats with well-drained soils-- spreading into 17 states. In Michigan, it was first reported 50 years ago in Ann Arbor, but now is in 16 scattered statewide locations. In 2022, two local populations were identified—a first for Ohio according to the Midwest Invasive Species Information Network (MISIN).



Photo Leslie J. Mehrhoff, University of Connecticut, Bugwood.org.

In its native range, *Akebia* flowers blossom in the spring with a sweet chocolatey fragrance. Like hazelnut, it is monocious, having different male and female flowers on the same plant. When cross-pollinated by bees or hoverflies, edible plum-sized fleshy fruits are produced. Flowers provide pollen rewards, but no nectar for pollinators. Its small seeds are spread by birds. But here in its adopted range, flowering is quite limited making seed dispersal rare.

So, how has Chocolate vine become an expanding, invasive species? We can thank movement by humans, especially into gardens. Once introduced, the species is fast-growing and adaptable, expanding vegetatively through its stems and roots, up to 40'




Photo shows potential aggressive nature of chocolate vine, shading out and displacing native vegetation. Photo by Leslie J. Mehrhoff, University of Connecticut, Bugwood.org.

each year. With semi-evergreen leaves, this adaptable species can grow in sun or shade, and in natural, planted or disturbed human landscapes. At first, it appears like ground cover, but once settled in, it thickly drapes over logs and readily climbs up trees and fences. Unfortunately, over time it reduces biodiversity by crowding and shading out native vegetation.

The good news is that early invasive management can be effective. To manage without herbicides, cut off vines to the ground, then cover with at least 2" of mulch, wood chips, or cardboard. You may need to repeat your efforts. Traditionally, Chocolate vines have been used for basket weaving, food and medicine. This past December, I used some of the vines to make a holiday wreath. Since there's more of this "unfriendly neighbor" coming through the TBG fence into my front yard, I plan to experiment with more stewardship actions like weed torching.

Chocolate vine is greatly overlooked as "a green mystery vine." Hopefully if you observe it, you'll stop to report the location on a shared invasive species mapping tool such as the MISIN app (misiin.msu.edu) or EDDMaps (eddmaps.org). These phone applications provide lists of photos for quick ID, key facts, species photos, current distribution maps and a way to record GPS coordinates if you choose to report your observation. Conservation agencies and ecologists will appreciate having the additional data to help keep it in check.

-Denise Gehring, Toledo OH

Common Moonseed: A Native Vine

While hiking in Ohio along shaded streambanks, one might find a celestial named vine called moonseed or *Menispermum canadense*. Named for its crescent moon-shaped seeds, this vine could easily be mistaken for grapevine if one was not paying attention to its detail. They share similarities like drupes (or berries) that are a bluish purple in color, and both grow as vines climbing up trees and shrubs. One major difference is moonseed does not have tendrils to help it climb. Instead, moonseed



Common moonseed is monoecious having both male and female flowers on the same plant. Photo by Vern Wilkins, Indiana University, Bugwood.org.

grows from the tip and slowly twines around whatever it finds, climbing to heights of 8-20ft.

An ecologically valuable species that provides many benefits to the landscape, moonseed is a great nectar source in June when few forest species are in flower. Bees are the primary pollinator for the small whitish to green-yellow

flowers. The berries provide forage for bird species who are not affected by the poisonous compounds produced by the plant. Moonseed is the sole host plant for the moonseed moth, *Plusiodonta compressipalpis*, a beautiful moth species found throughout a large range in eastern U.S. including Ohio.

Moonseed would make an excellent landscape replacement for many invasive vine species such as Asian bittersweet, porcelain berry, and Japanese



Common moonseed vines are slender and twining, lacking the tendrils that grape vines have. Photo by Vern Wilkins, Indiana University, Bugwood.org.


honeysuckle. The leaves of moonseed are large, softly lobed and round in shape, and the berries of moonseed would be directly comparable to that of porcelain berry, providing similar aesthetic value. One must approach landscape use of this species with caution as it is very poisonous to humans and other mammals. This probably wouldn't be the best choice if someone has little kids who love to forage in the yard, but if someone has space and is gardening for birds and wildlife then this would be an ideal species.

Casual gardeners and botanical enthusiasts are rewarded when they find a moonseed in fruit. Pop open the fruit, which is a drupe, to observe the ornate moon-shaped seed inside. This species may not be the showiest species found in Ohio, but it is an unsung hero providing much needed biodiversity value.

-Derrick Cooper, OIPC Board & The Nature Conservancy

A Yard Better for Nature!

Our quarter acre corner lot, located off of South Main Street in Bowling Green, Ohio presented some unique challenges and opportunities when we began to incorporate native plants. While our city is located in the Great Black Swamp, our house sits on the appropriately named Sand Ridge Road, allowing us to include plants typically found in the Oak Openings Region on the opposite side and north of the Maumee River. We describe the lot as a bowling alley, as it is long and narrow with our house facing east on S Church St. and our driveway and garage behind the house facing Sand Ridge Rd.



When we moved into our home in 1995, there were four non-native trees (including a Bradford Pear that was removed early on) and two maple trees, technically belonging to the city, as they were located in our tree lawn – they were removed approximately ten years ago (and unfortunately replaced by a non-native) but the last of the original non-natives, two Chinese Elms, were removed last month.



Neighborhood children enjoy watching the bumblebees in the lupine patch and often collect the “popping” lupine seeds from the adjacent sidewalk. Photo by LaRae Sprow.

An early effort to deal with the challenge of mowing the tree lawn, which in addition to the two mature maples included utility tie downs, a fire hydrant, stop sign and mailbox, involved planting Hosta, due to the amount of shade. Fortunately, when the trees were removed by the city, we were able to replace the Hosta with native plants available through the Wood County Park District. Our journey to understanding the importance of native plants started with both of us completing the Ohio Certified Volunteer Naturalist training, followed by working with local park systems and nature based organizations. The star of our old tree lawn is Lupine and individuals both driving and walking by routinely stop to admire it when it is in bloom. It was a slow process as the “grass” and weeds were dug up by hand and there were limits as to the number of plants we were able to purchase. Little Blue Stem, Flowering Spurge and Butterfly Milkweed were included in our initial efforts.

Two years ago, just when the remainder of the grass had been removed and the lupine and spurge had

begun self-seeding in the expanded area, the city notified us that our sidewalk would be removed and replaced to meet Americans with Disabilities Act requirements and there would be extensive work on the sewers and street. Ultimately, the area was “scalped” as it was deemed to be above grade. After some initial distress, we chose to view the carnage as a blank slate, except the non-native tree, which somehow survived. Many fans stopped by to offer their condolences, which was very nice.

Last year, we were not entirely surprised to see many of our plants reappear. They have deep roots after all! We added Dense Blazing Star, Western Sunflower, Virginia Mountain Mint, and Sweet Everlasting. Plants from other areas in the yard have volunteered including New England Aster and False Aster.



The Virginia Mountain Mint supports an incredible diversity of bee and wasp species and has a long bloom time. Photo by LaRae Sprow.

The beds in the rest of the yard have achieved a balance between a few remaining non-natives and a growing variety of natives (over 80 species). Our tree and shrub species include Ninebark, Sand Cherry, New Jersey Tea, Shrubby Saint John’s Wort, Senna, Serviceberry, Red Bud and Scarlet Oak. Every year, the amount of grass decreases and the native beds expand as we find homes for volunteers or move taller plants to prevent obstruction of view on our busy corner.

We are now in the mode of filling in with plants that we really like through local native plant sales and by starting plants from seed. Friends have helped populate the north side of the house with spring

bloomers; Bloodroot, Wild Geranium, Wild Ginger, Sensitive Fern and Virginia Bluebells.

-Randy and Chris Haar, Bowling Green Ohio

Are You Removing Invasive Plants and Replacing Them with Natives?

OIPC is looking for articles to add to our newsletter about your experience. We want to share your story to help inspire others to redesign their landscape or remove invasives from surrounding natural areas so that they can also experience the value of native plants. Please contact us through our website if you have a story to share.

The American Beautyberry

Callicarpa americana, commonly known as American Beautyberry, is an attractive shrub that is underused within our Ohio landscapes. It is a native understory shrub in the woodlands of southeastern United States. When purchasing this plant, don’t mistake it with its popular Asian cousins *Callicarpa japonica*, *Callicarpa bodinieri*, and *Callicarpa dichotoma*, which are often found in garden centers.



Callicarpa americana berries have a high moisture content and are a good source of protein, making them a favored berry for wildlife including songbirds. Photo by Franklin Bonner, USFS (ret.), Bugwood.org.

American Beautyberry rightfully gets its name from the amazing fall display of large magenta-purple berries that wrap tightly around the branch like a densely beaded bracelet. The berries are on display from August to late September and are non-toxic to humans and pets. If you are adventuresome, you can even make jelly or pie from the berries. I however leave the berries as a food source for the over 40 species of songbirds that feast on them throughout summer and fall.

Beautyberry shrubs can be planted in the spring or fall and they are not picky about the type of soil they are planted in as long as it is well drained. Plant them about 3-5 feet apart in the landscape as they can reach 6-8 feet tall and wide, but a good annual spring pruning before bud break can easily keep them at a smaller size. There are no major pest or disease issues with this plant so they are, as we say, an “easy keeper”. They are a great addition to your landscape that will make it the envy of the neighborhood and expect people to stop you when they see you outside to inquire about this beautiful shrub that is growing in your yard.

-David Listerman, OIPC Board & Listerman and Associates, Inc.



Kroger Community Rewards

AN EASY WAY TO SUPPORT OIPC!

Use your Kroger Plus card to help OIPC grow! For your continued support you must enroll annually so be sure to check if your enrollment has expired.

Visit: [KrogerCommunityRewards.com](https://www.kroger.com/rewards) sign in or create a new account. Select OIPC and click on “enroll.” The codes for OIPC are:
#23916 Cincinnati Region (includes Dayton and Lima)
#47319 Great Lakes / Columbus region (rest of Ohio)

The Ohio Invasive Plants Council coordinates statewide efforts and direction to address the threats of invasive species to Ohio’s ecosystems and economy by providing leadership and promoting stewardship, education, research, and information exchange.



OIPC Board of Directors

Jennifer Windus, President
Gary Conley, Vice-President
Carrie Morrow, Treasurer
Derrick Cooper
Jennifer Finfera
Steve Herminghausen

Steve Hovick
David Listerman
Jennifer Mansfield
Emily Rauschert
Mark Shelton
LaRae Sprow